

MAX[®] 5e UTP Outlets

MAX 5e modules exceed category 5e performance with component and channel performance to 160 MHz. These modules offer all the functional advantages of our MAX 6 outlet in a variety of color options. All outlets utilize our S310 punch-down block — making termination quick and easy.

Easy Installation — Install from either front or rear of faceplate

Quick Identification — Icons provided for port identification

Easy Termination — Punch-down with standard single position 110 termination tools


Universal Wiring — T568A and T568B wiring compatible

Protective Doors — Minimize exposure to dust and other contaminants

Slim Design — Allows jacks to be side-stacked in faceplates to provide maximum density



MAX 5e modules are available in several colors, ideal for color-coding



Quick Installation

Pyramid wire entry system on S310[®] blocks separates paired conductors when lacing cables to simplify and reduce installation time.



Termination

Simon's Palm Guard with MAX insert assists in securing outlet during termination.



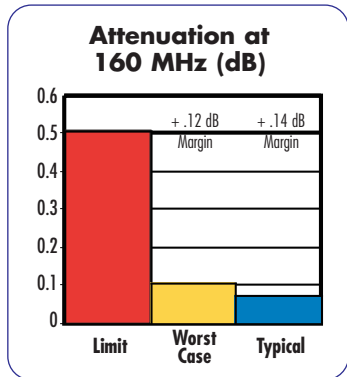
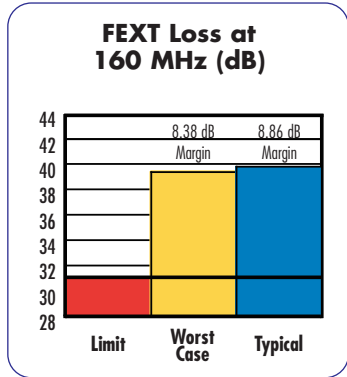
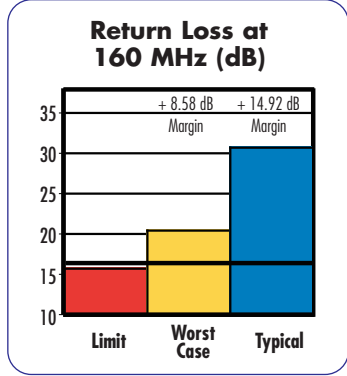
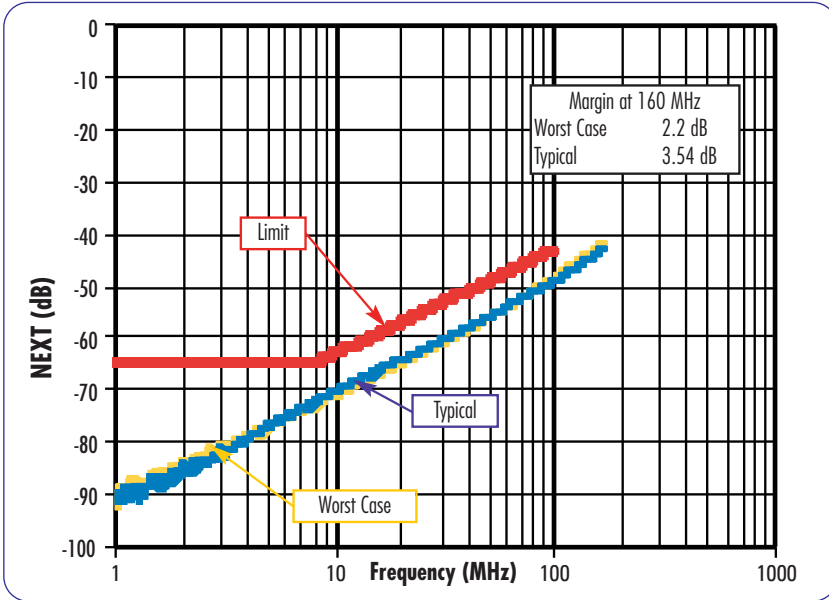
Superior Performance

Use MC[®] or BladePatch[®] 5e modular cords to perfectly match performance of 5e MAX modules.

PRODUCT INFORMATION

WORK AREA

Test Data: MX5e Series Universal NEXT:



MX5-XX
Angled MAX outlet, T568A/B,
rear strain relief cap and protective
color-matching rubber door



MX5-F(XX)
Flat MAX outlet, T568A/B,
rear strain relief cap



MX5-K(XX)
Keystone MAX outlet, T568A/B,
rear strain relief cap

Use (XX) to specify color: 01 = black, 02 = white, 03 = red, 04 = gray, 05 = yellow, 06 = blue, 07 = green, 09 = orange, 20 = ivory, 25 = bright white, 80 = light ivory

Angled modules include one color-matching, one red, and one blue icon. Door color is clear for red, yellow, green, blue and orange angled outlets.

Flat modules include one color-matching, one red, and one blue icon.

ⓑ Add "B" to end of part number for bulk project pack of 100 outlets (angled and flat outlets include icons).

Note: Keystone version is designed for integration with various international mounting products and is not compatible with MAX mounting hardware.

Because we continuously improve our products, Siemon reserves the right to change specifications and availability without prior notice.

Worldwide Headquarters
North America
Watertown, CT USA
Phone (1) 860 945 4200 US
Phone (1) 888 425 6165

Regional Headquarters
EMEA
Europe/Middle East/Africa
Surrey, England
Phone (44) 0 1932 571771

Regional Headquarters
Asia/Pacific
Shanghai, P.R. China
Phone (86) 21 5385 0303

Regional Headquarters
Latin America
Bogota, Colombia
Phone (571) 657 1950/51/52

For related product information request Spec Sheet(s):

- MAX Modules Tool-less Termination (PROD-SS-MXM)
- MAX Modular Faceplates (PROD-SS-MXF)
- MAX Series Patch Panels (PROD-SS-MXP)
- Termination Tools (PROD-SS-S78)